

8 7 6 5 4 3 2 1

REVISIONS				
REV	ZONE	DESCRIPTION	DATE	BY
0	ALL	DRAWING REVISED TO CURRENT HOS STANDARDS. THIS DRAWING SUPERCEDES ALL PREVIOUS REVISIONS OF LVI DRAWING 365-0001 & 365-0002 AND IS SPECIFIC TO HOS CLASS AND VESSEL NOTED.	05/21/18	SMM

PRINCIPAL PARTICULARS

LOA: 270'-0"  
 LWL: 260'-1 1/2"  
 LBP: 249'-1 1/2"  
 BREADTH: 56'-0"  
 DEPTH: 21'-6"

PROPULSION

GENERATORS: CAT 3516 (4) X 1825 KW @ 1800 RPM  
 BOW THRUSTERS: SCHOTTEL STT 4FP (2) X 1800 KW  
 STEERING: (Z-DRIVE) SCHOTTEL SRP 4000FP (2) X 2500 KW

MAIN DECK EQUIPMENT

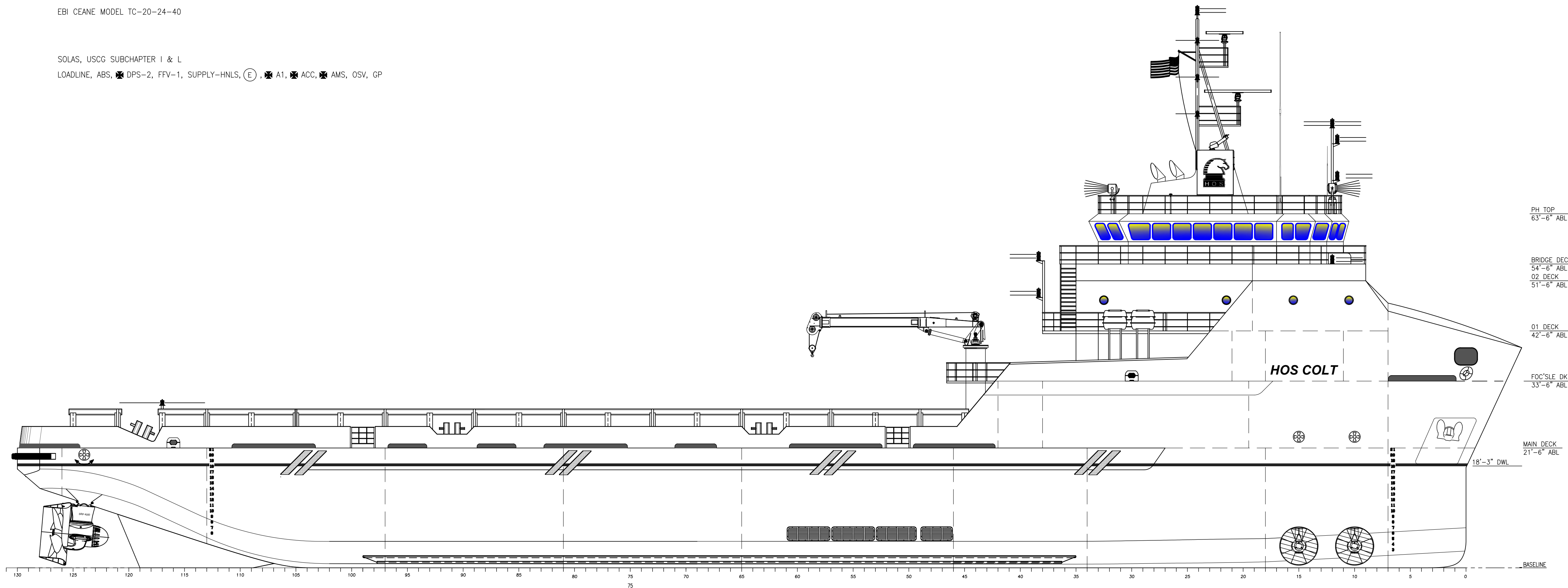
DECK CRANE: EBI CEANE MODEL TC-20-24-40

REGULATORY

CERTIFICATIONS: SOLAS, USCG SUBCHAPTER 1 & L  
 CLASSIFICATIONS: LOADLINE, ABS, DPS-2, FFV-1, SUPPLY-HNLS, A1, ACC, AMS, OSV, GP

ACCOMMODATIONS

TOTAL ACCOMMODATIONS 32  
 4-MAN STATEROOMS: 5  
 2-MAN STATEROOMS: 5  
 1-MAN STATEROOM: 2  
 STATEROOMS: 12  
 HEADS: 14  
 LOUNGE: 1  
 LAUNDRY AREA: 1  
 GALLEY: 1  
 MESS AREA: 1 (SEATING 28)  
 HOSPITAL: 1 (2 MAN)



OUTBOARD PROFILE

**HOS 270 CLASS / HOS COLT**

THIS DRAWING, DESIGN CONCEPT AND SPECIFICATIONS ARE THE PROPERTY OF HORNBECK OFFSHORE SERVICES AND ARE FURNISHED ON A CONFIDENTIAL BASIS WITH AN EXPRESSED UNDERSTANDING THAT THEY WILL NOT BE COPIED IN ANY MANNER USED FOR MANUFACTURE, SOLD, TRANSFERRED, NOR USED TO THE DETRIMENT OF SAID FIRM WITHOUT WRITTEN PERMISSION.

**HORNBECK OFFSHORE SERVICES**

DRAWN BY:	S.MAUL			SIZE	D
CH'KD. BY:	M.STANSBURY			REV.	0
APP'D. BY:	TASK No.	DRAWING No.	SCALE: 3/32" = 1'-0"	DATE:	05/15/18
J.GUIDRY	6760	1,001		SHEET	1 OF 2
	HULL No. 366	SY: LVI			

8 7 6 5 4 3 2 1

16

15

14

13

12

11

10

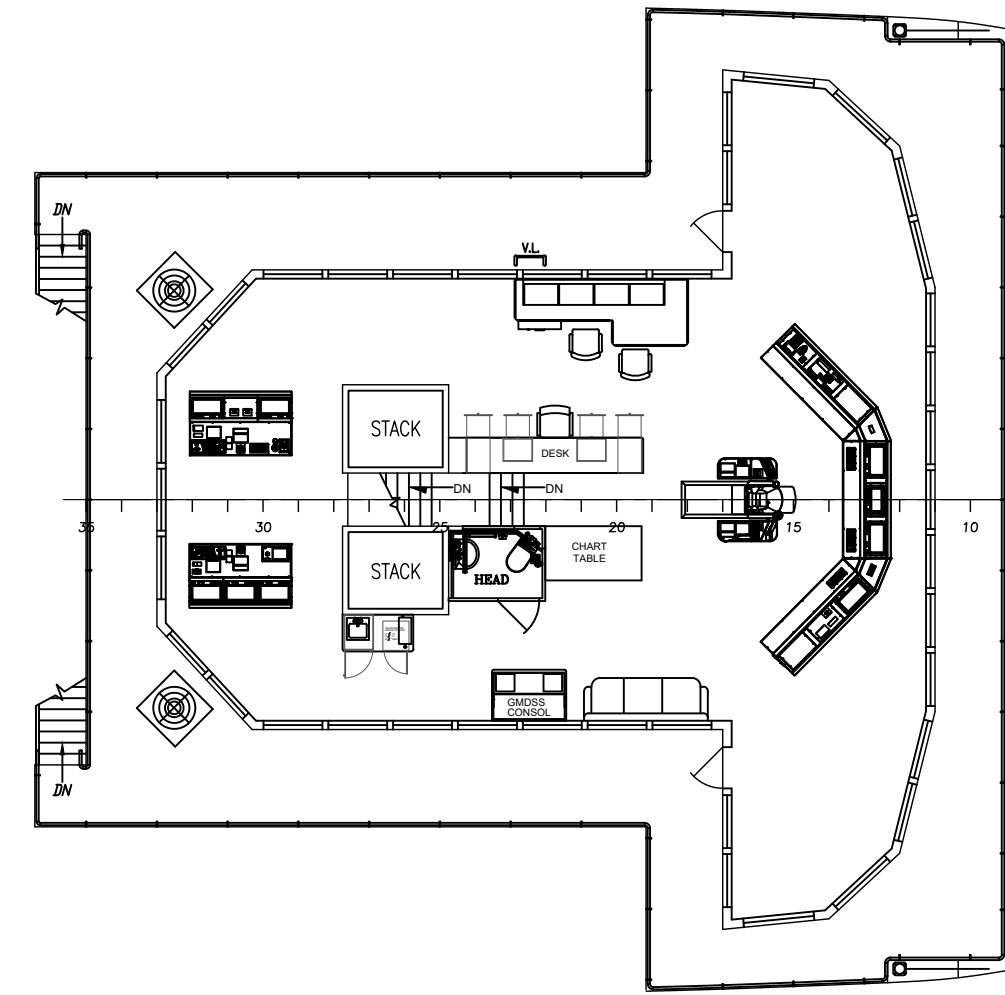
9

D

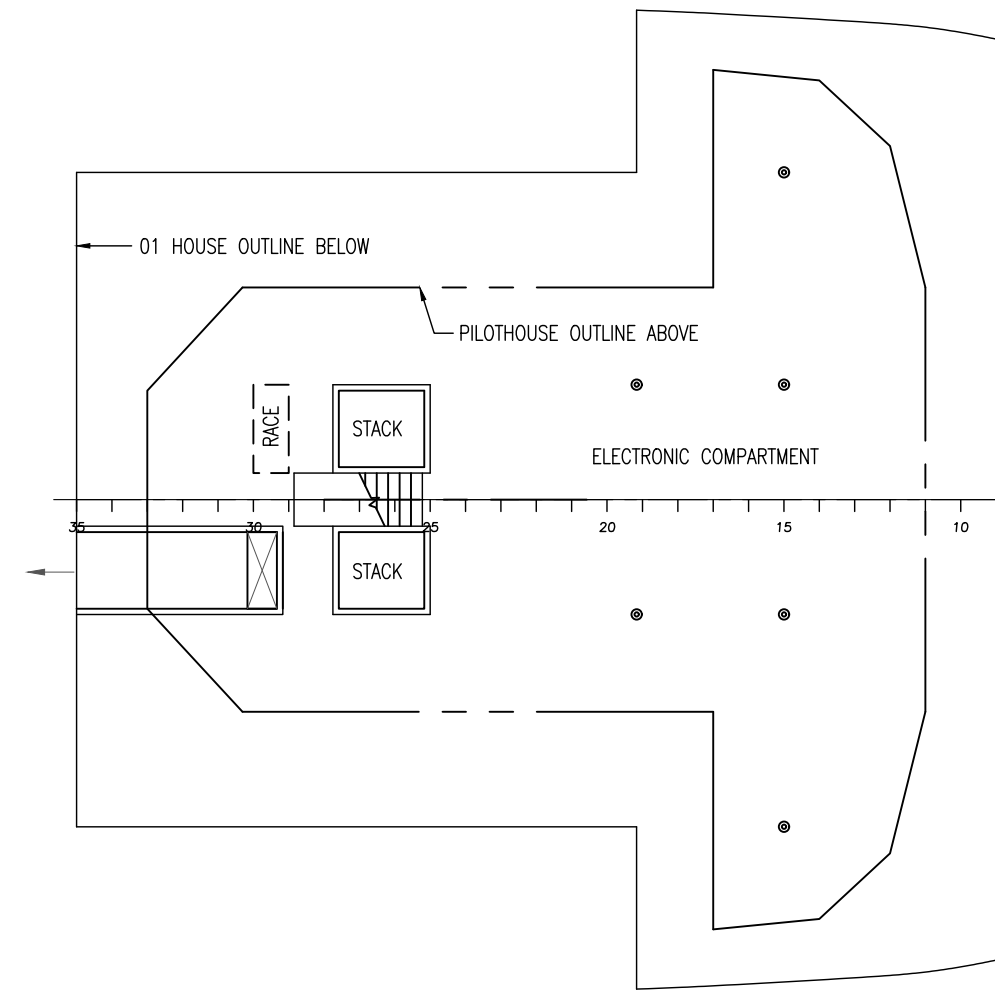
D

C

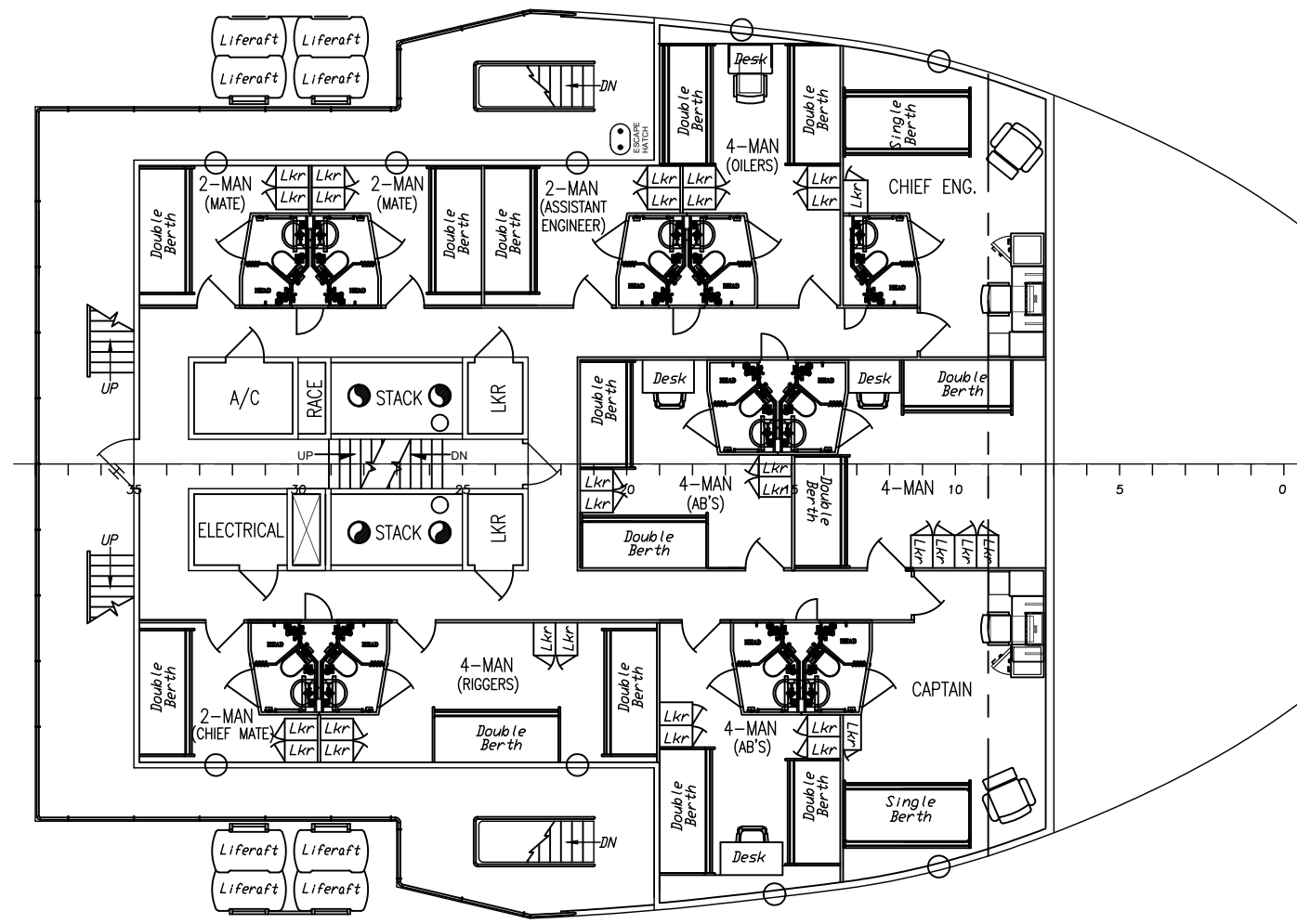
C



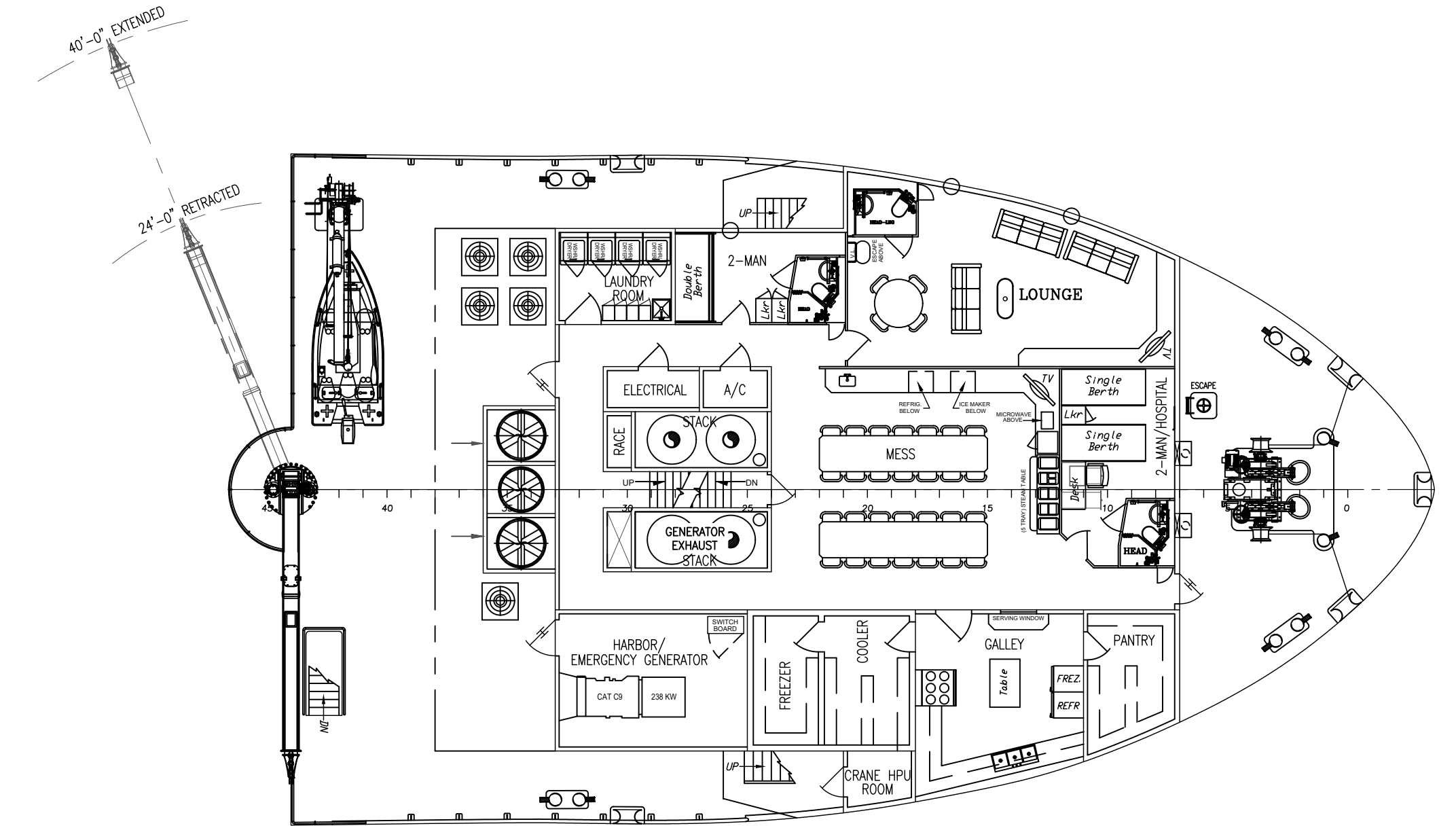
**BRIDGE DECK**  
54'-6" ABL



**02 DECK**  
51'-6" ABL



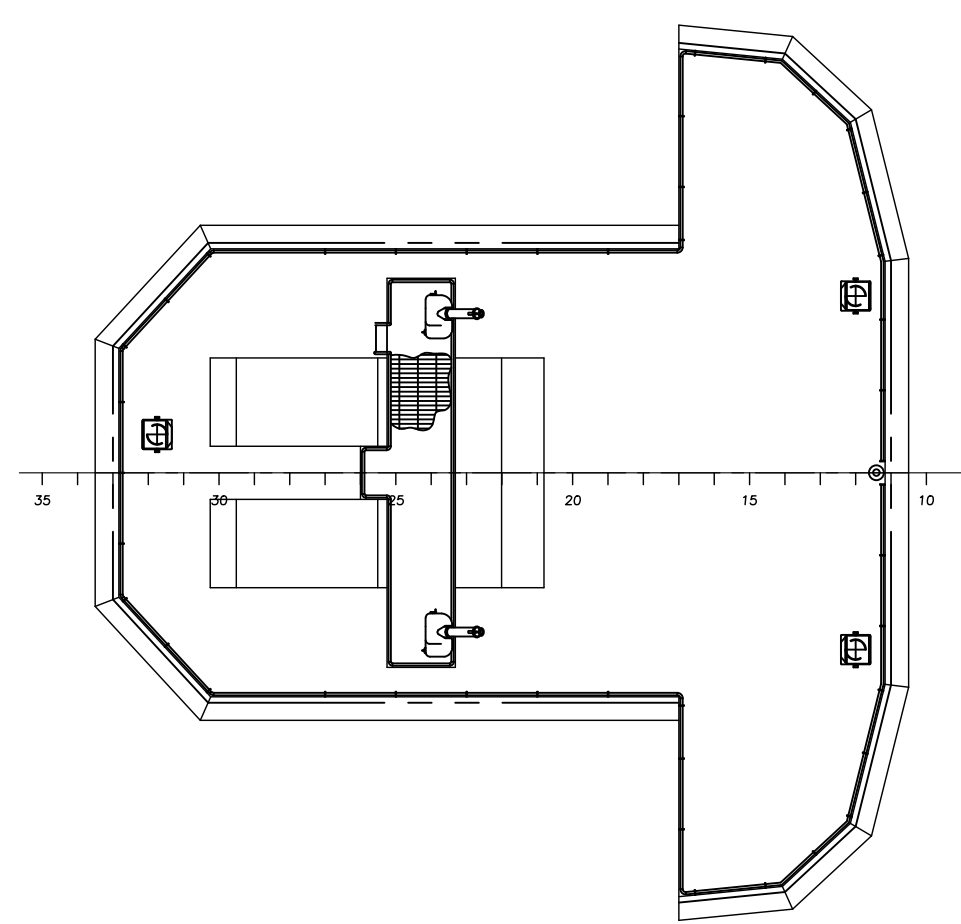
**01 DECK**  
42'-6" ABL




**FOC'SLE DECK**  
33'-6" ABL

B

B



**PILOT HOUSE TOP**  
63'-6" ABL



**MAIN DECK ARRANGEMENTS**  
21'-6" ABL / CLEAR DECK 170'-9" X 48'-6" @ 5mt/m<sup>2</sup>

A

A

16

15

14

13

12

11

10

9

<p>THIS DRAWING, DESIGN CONCEPT AND SPECIFICATIONS ARE THE PROPERTY OF HORNBECK OFFSHORE SERVICES AND ARE FURNISHED ON A CONFIDENTIAL BASIS WITH AN EXPRESSED UNDERSTANDING THAT THEY WILL NOT BE COPIED IN ANY MANNER USED FOR MANUFACTURE, SOLD, TRANSFERRED, NOR USED TO THE DETRIMENT OF SAID FIRM WITHOUT WRITTEN PERMISSION.</p> <p>HORNBECK OFFSHORE SERVICES</p>	<b>OUTBOARD PROFILE &amp; GENERAL ARRANGEMENT</b>		SIZE D	
	TASK No. 6760	DRAWING No. 1.001	SCALE: 3/32" = 1'-0"	REV. 0
	HULL No. 366	SY: LVI	DATE: 05/15/18 SHEET 2 OF 2	